

R. L. BREWER.
Revolving Fire Arm.

No. 239,914.

Patented April 5, 1881.

FIG. 1.

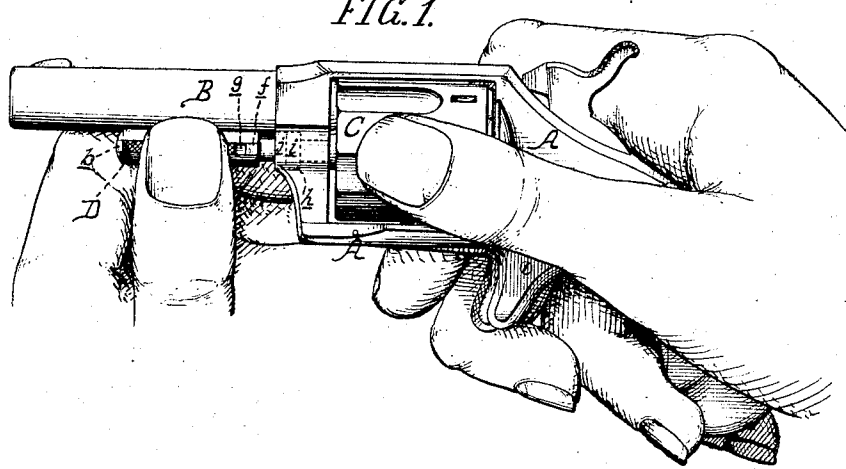
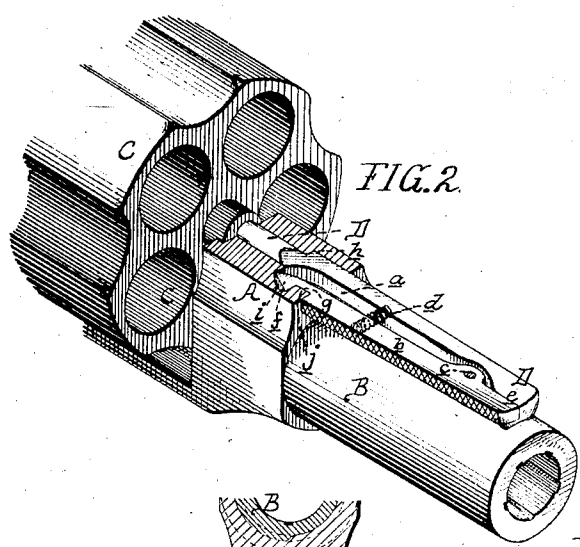


FIG. 2.



Witnesses,

*H. J. Wentz
S. Rupertus*

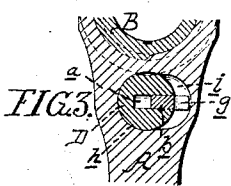


FIG. 3.

Inventor,

*Roland L. Brewer,
by his attorney,
John K. Rupertus.*

UNITED STATES PATENT OFFICE.

ROLAND L. BREWER, OF PITTSBURGH, ASSIGNOR TO J. FRANK LEE, OF WILKES-BARRE, PENNSYLVANIA.

REVOLVING FIRE-ARM.

SPECIFICATION forming part of Letters Patent No. 239,914, dated April 5, 1881.

Application filed January 29, 1880.

To all whom it may concern:

Be it known that I, ROLAND L. BREWER, of Pittston, Luzerne county, State of Pennsylvania, have invented a new and useful Improvement in Catches for Base-Pins of Revolving Fire-Arms, of which the following is a specification.

The object of my invention is to securely lock the base-pin of a revolving fire-arm in such a manner that the base-pin can be readily and easily inserted and withdrawn when necessary; and this object I attain in a manner too well described hereinafter to need preliminary description, and shown in the accompanying drawings, in which—

Figure 1 is a side elevation of a revolving fire-arm with my improvement. Fig. 2 is an enlarged sectional perspective view, showing the arrangement of parts; and Fig. 3 is an enlarged sectional view.

A is the frame, B the barrel, C the cylinder, of a revolving fire-arm. D is the base-pin, extending through both the frame and cylinder, an enlarged portion of which enters a short distance into the frame and projects from the same beneath the barrel B. In the enlarged portion of the base-pin D is cut a slot, into which is fitted the lever *b*, this lever being pivoted to the base-pin D a short distance from the end of the same by a pin, *c*, passing through both base-pin and lever. Confined within the slot and entering into recesses in both the base-pin and lever is a spring, *d*, operating to throw the lever out beyond the face of the base-pin, this outward motion of the lever being limited by the abutment *e* within the slot *a*. Upon the opposite end of the lever is an inclined portion, *f*, and notch *g*, which enter into the recess *h* of the frame. Within the recess *h* of the frame is cut a groove, *i*, corresponding to the notch *g* of the lever *b* in the enlarged portion of the base-pin when the base-pin is in position.

The base-pin is inserted into the frame and

through the cylinder and pushed through until the enlarged portion of the same begins to enter the recess *h* of the frame, when the inclined end *f* of the lever *b* strikes against the edge of the recess *h*, and depresses the lever *b* into the slot *a* until the base-pin is pushed in so that the inclined portion enters the groove *i*, when the lever is pushed out of the slot and the notch *g* is engaged with the projecting portion *j* of the recess *h* of the frame, owing to the action of the spring *d*, thereby securely locking the base-pin D in position. (See Figs. 2 and 3.)

In order to remove the base-pin D for the removal of the cylinder C, the operator takes hold of the enlarged projecting portion beneath the barrel, and in so doing depresses the lever *b* within the slot *a*, and thereby disengages the projecting portion *j* of the recess *h* of the frame from the notch *g*, when the base-pin D can be readily pulled out and the cylinder removed. (See Fig. 1.)

It will be seen that while the base-pin can be easily inserted and removed it cannot become accidentally detached and lost or jarred out while firing the fire-arm.

What I claim as my invention is—

The combination, in the manner described, with the enlarged projecting portion of the base-pin D, of the lever *b*, pivoted to the base-pin within the slot *a* of the same, acted on by the spring *d*, and engaging within the recess *h* of the frame A, so that the lever *b* is disengaged from the frame A and the base-pin is free to be removed by the act of catching hold of the same.

In testimony whereof I have signed my name to this specification in the presence of two subscribing witnesses.

ROLAND L. BREWER.

Witnesses:

THOS. H. ATHERTON,
J. WROTH, Jr.